

Our Schools Anti-Bullying Rules

1

We will **not bully** others.

2

We will **try to help** students who are bullied.

3

We will **try to include** students who are left out.

4

If we know somebody is being bullied, **we will report** this to an adult.

Code of Conduct

1. We follow directions
2. We keep our hands, feet and objects to ourselves
3. We speak kindly and politely to others
4. We respect our school and personal property of others



Guidelines for Success




Norseman Vikings

Have

- **Positive**
- **Respectful**
- **Integrity**
- **Determination**
- **Empathy**



C onversation

	0 No Sound/ No Talking <i>Silent body, silent mouth</i>
	1 Whisper, No Vocal Cords <i>Only the person next to you can hear</i>
	2 Quiet Conversation Voice <i>Only people near you can hear</i>

Only talk to the person in front of, behind or next to you

H elp

Ask a an adult on yard duty:

- ✓ If you have question
- ✓ Need to use restroom
- ✓ Want a drink of water




Get the pass from an adult

A ctivity

Morning Arrival:
Blacktop

M ovement

- **TK & Kinder:** Stand on your classroom line
- **1st & 2nd:** Walk around all cones on the primary blacktop
- **3rd- 6th:** Walk around all cones on the intermediate blacktop



P articipation

1. We follow directions.
2. We keep our hands, feet and objects to ourselves.
3. We speak kindly and politely to others.
4. We respect our school and personal property of others.



- X Running
- X Playing tag or other games
- X Walking backwards
- X Stopping and Waiting for your friends

C onversation

1 **Whisper, No Vocal Cords**
Only the person next to you can hear

Level 1- While you are walking in to the cafeteria and while you are in line waiting to get your lunch

2 **Quiet Conversation Voice**
Only people near you can hear

Level 2- While you are eating and only talking to the person to the right, left or across from you

H elp

Ask an adult if you:



✓ Need a utensil



✓ If you have a question, want a drink of water



✓ Need to use the restroom

A ctivity Breakfast and Lunch

M ovement

Only get out of your seat if you have permission from an NTA to:

- ✓ Use the restroom
- ✓ When your table is dismissed



Go, Flush, Wash, Leave




P articipation

- Sit **facing forward** and on your bottoms
- Use **restaurant manners**
- Follow **4 step dismissal process**

NORSEMAN Schoolwide Rules

1. We follow directions.
2. We keep our hands, feet and objects to ourselves.
3. We speak kindly and politely to others.
4. We respect our school and personal property of others.




- X Throwing food
- X Taking food out
- X Sharing food

Hand Signals



Need a Utensil: Napkin, Straw, Spoon/Fork



Need help or have a question



Need to use the Restroom



Cones will be used to identify when students are out using the Restroom- 3 students from each grade level at a time

Before beginning the 4 Step Dismissal Process:

- Stack your trays
- Wait for your NTA to call Step 1



Step 1- Stand Up, Leave your Tray on the Table



Step 2- Look under the table and pick up trash, Pick up all wrappers and utensils



Step 3- Clear your tabletop, Pick up your trays



Step 4- Walk and throw your tray away



C onversation

O Level Voice- when walking with your classroom or alone



O No Sound/ No Talking
Silent body, silent mouth

H elp

Raise your hand to ask an adult if you:

- ✓ Have a question
- ✓ Need to use restroom
- ✓ Want a drink of water



A ctivity

Lines

M ovement

- Walk on the line
- Walk behind your peer
- Keep enough space between you and your peer
- Keep your hands in front, or behind



P articipation



C onversation



Voice level 2- while in line walking to your assigned area

H elp

Look for an adult if you:

- ✓ Have a question
- ✓ Need to use restroom
- ✓ Want a drink of water

A ctivity

M ovement

- Walk on the lines
- Walk behind your peer
- Keep enough space between you and your peer
- Keep your hands and feet to your self or by your side
- Walk directly to your area

Front Gate

Bus Area

Side Gate

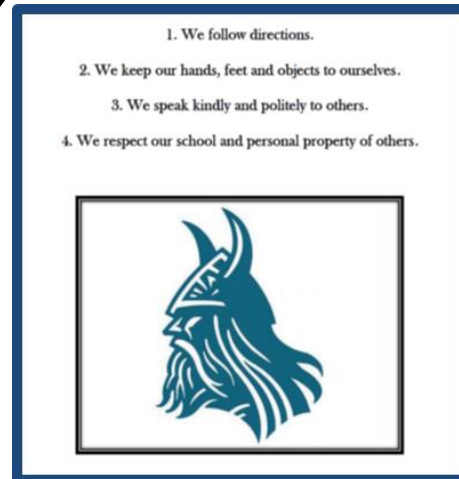
Cafeteria- After School Program



Dismissal

P articipation

- Students in the after school program should check-in immediately
- Students in sports should go to assigned location
- Students waiting at the front should be standing touching or near the fence
- **All students should go straight home!**



C onversation

Voice level 0- When you are alone



0 No Sound/ No Talking

Silent body, silent mouth



1 Whisper, No Vocal Cords

Only the person next to you can hear

Voice level 1- When more than 2 students are in there

H elp

If the restroom needs:

- Toilet paper
 - Paper towels
- report it to an adult/ teacher

Report:

- Graffiti
 - Leaking
 - Clogged toilets
- to an adult/ teacher

A ctivity Restrooms

M ovement

- One student per stall
- One student per sink
- Students waiting must wait against the wall in a line



Go, Flush, Wash, Leave

P articipation

Students will use the restroom during:

- Breakfast time, use the one closest to the cafeteria
- Morning arrival routine, use the one closest to the blacktop
- Morning and Lunch recess
- Class time and only with **permission from their teacher**

C onversation



0 No Sound/ No Talking
Silent body, silent mouth

Voice level 0- When you are waiting



2 Quiet Conversation Voice
Only people near you can hear

Voice level 2- To talk to an adult in the office

M ovement

With **permission** from the office staff you may:

- ✓ Use the restroom
- ✓ Go back to Mrs. Collin's, Mr. Her's, Mrs. Rodriguez or the Nurse's Office



Go, Flush, Wash, Leave

H elp

- You must stop at the front counter when entering the office
- Let office staff know why you are there



A ctivity

Visiting the Office

P articipation

- At a 0 level voice **read a book**
- At a 0 level **complete classwork**
- **Sit** at a 0 level voice



C onversation



O No Sound/ No Talking

Silent body, silent mouth

- When entering/leaving the cafeteria
- When speaker is presenting

H elp

Raise your hand and wait at a 0 level voice for an adult to come to you



A ctivity

Assembly

M ovement

Only get out of your seat if you have permission from an adult to:

- ✓ Use the restroom



Go, Flush, Wash, Leave

P articipation

Sit up

Lean forward

Act interested

Nod your head

Track the speaker



C onversation

	0 No Sound/ No Talking <i>Silent body, silent mouth</i>
	1 Whisper, No Vocal Cords <i>Only the person next to you can hear</i>
	2 Quiet Conversation Voice <i>Only people near you can hear</i>
	3 Presentation Voice <i>The entire class can hear you</i>
	4 Outdoor Voice <i>You can be heard across the playing field</i>

H elp

- Ask an adult on yard duty
- If injured ask a peer for help or ask them to locate and contact an adult immediately

A ctivity

Recess

P articipation

M ovement

FREEZE at the bell and turn in all equipment to the nearest adult

WALK to your line, after the whistle is blown

You can play:


- Basketball
- Soccer
- 4 square
- Tetherball
- Jump rope
- Play structure
- Football

Only activities that are **safe!**



Follow School Code of Conduct

1. We follow directions.
2. We keep our hands, feet and objects to ourselves.
3. We speak kindly and politely to others.
4. We respect our school and personal property of others.



- Play safely with all equipment
- Use the Restroom & Drink water before the bell

Go, Flush, Wash, Leave

- **1st Bell ALL students freeze**
- If you have equipment turn it in after the 1st bell
- When teachers blow the whistle WALK to your classroom line

C onversation

	0 No Sound/ No Talking <i>Silent body, silent mouth</i>
	1 Whisper, No Vocal Cords <i>Only the person next to you can hear</i>
	2 Quiet Conversation Voice <i>Only people near you can hear</i>
	3 Presentation Voice <i>The entire class can hear you</i>
	4 Outdoor Voice <i>You can be heard across the playing field</i>

H elp

Ask an adult if you:

- ✓ If you have need help opening a wrapper




A ctivity

Snack Time In the Playground

M ovement

- ✓ Use the restroom
 - ✓ Get a drink of water
- Before the 1st warning bell ring

Snacks are only available the first 10 minutes, then they are put away



Go, Flush, Wash, Leave




P articipation

- X Throwing food
- X Taking food to the classroom
- X Sharing food



1. We follow directions.
2. We keep our hands, feet and objects to ourselves.
3. We speak kindly and politely to others.
4. We respect our school and personal property of others.



- Use restaurant manners
- Only bring healthy snacks
- **Throw away all wrappers inside a garbage can!**

C onversation

Voice level 0- When getting on the bus



0 No Sound/ No Talking
Silent body, silent mouth



1 Whisper, No Vocal Cords
Only the person next to you can hear

Voice level 1- When son the bus
and during the ride

H elp

Raise your hand to ask the driver if
you:

- ✓ Have a question
- ✓ Need help

Report: Any
misbehaviors
to the bus driver



A ctivity

Bus

P articipation

M ovement

- You should never stand up while the bus is moving
- Never change seats while the bus is moving
- While the bus is **ON** you should not be standing or changing seats



Students should not be
eating food or drinking
while on the bus

All students must follow all
school code of conduct rules
and policies while riding on
the bus

1. We follow directions.
2. We keep our hands, feet and objects to ourselves.
3. We speak kindly and politely to others.
4. We respect our school and personal property of others.



C onversation



2 Quiet Conversation Voice

Only people near you can hear

When it is your turn to talk



0 No Sound/ No Talking

Silent body, silent mouth

When it is not your turn talk
When joining and leaving the meeting

M ovement

- Sit yourself in the circle formation when meeting/circle starts
- Don't move from the circle without teacher's permission



H elp

- Raise a silent hand if you need something
- If something worries you after the meeting/Circle, meet privately with the teacher to get help



A ctivity Class Circle/ Meeting

P articipation

Everyone:

- Gets a turn to speak
- Has the right to be heard
- Has the option to "PASS"

Non-participation:

Put-downs, disrespectful body language, using student names

Sit up

Lean forward

Act interested

Nod your head

Track the speaker